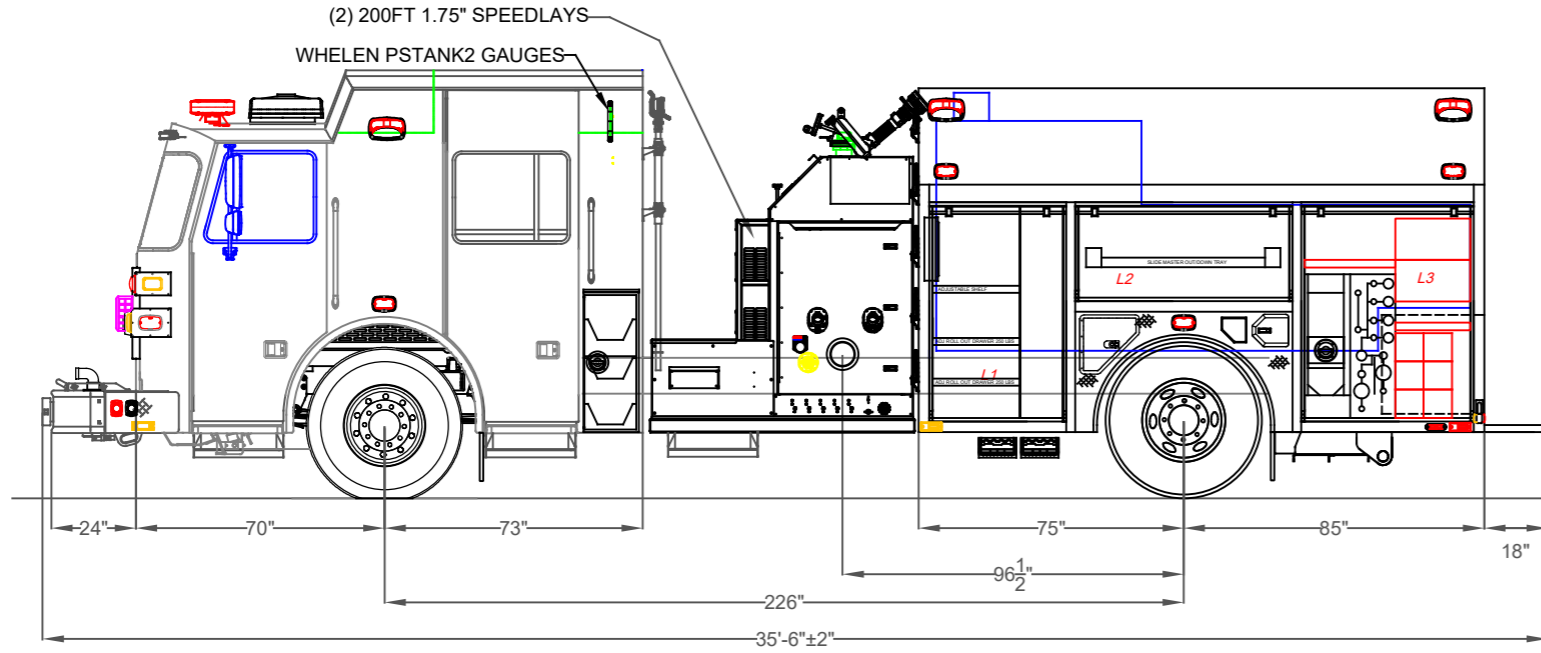
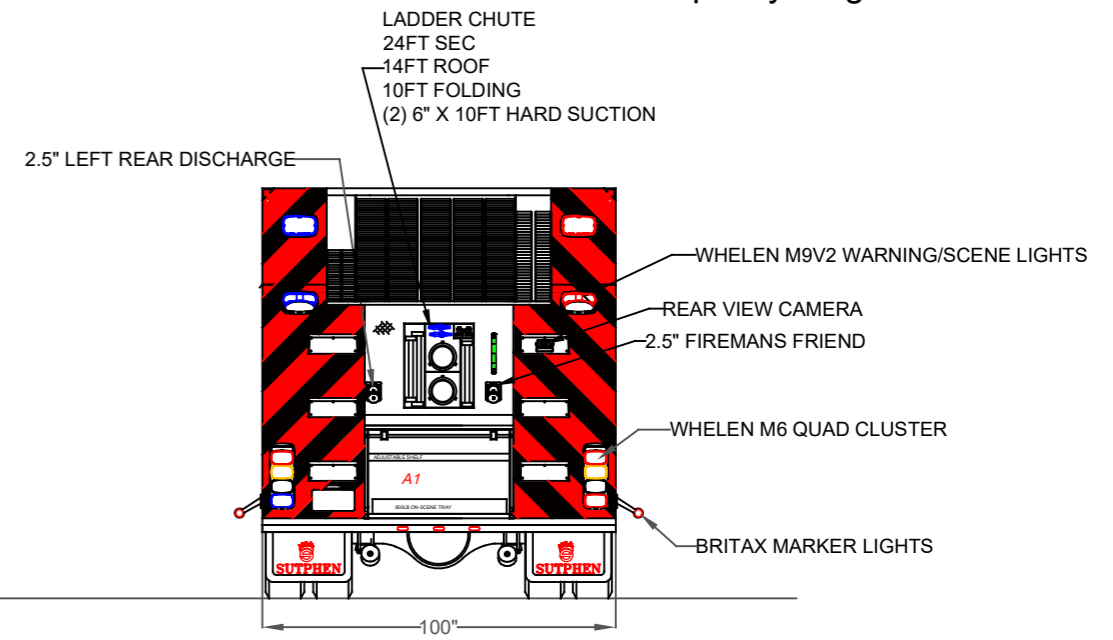
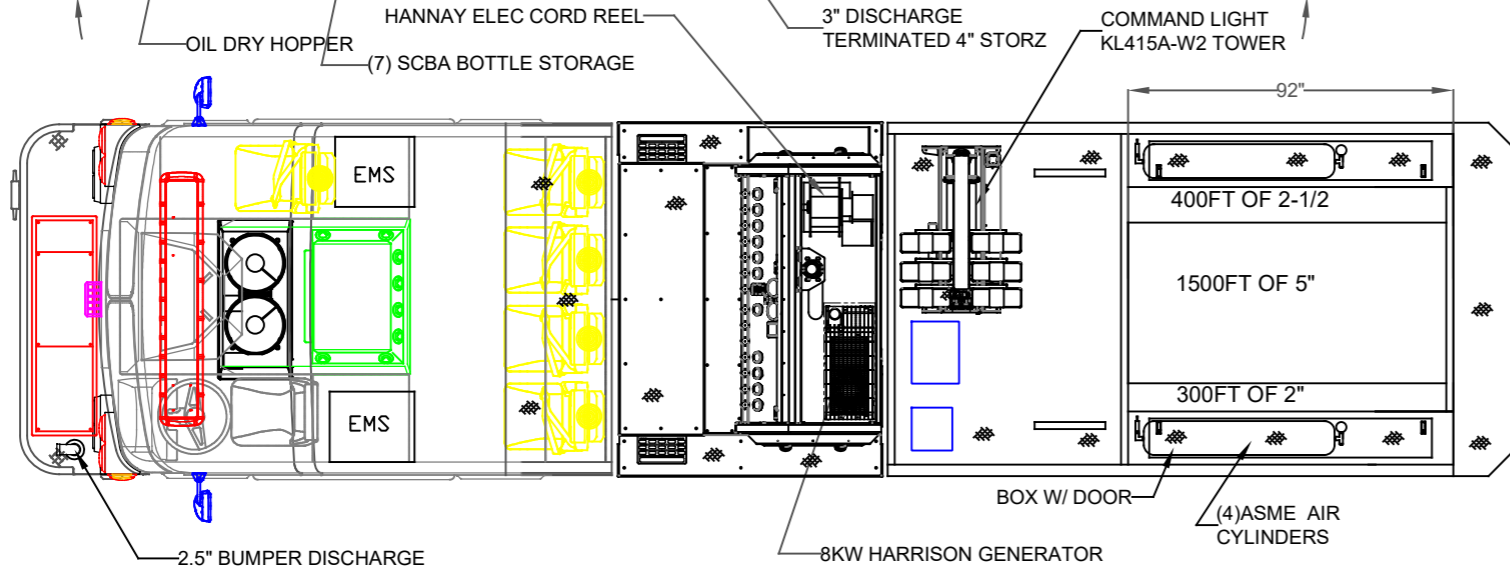


Left Side Compartmentation				
Compt	Doors	Opening Dimensions	Inside Dimensions	Volume
L1	Roll Up	36x56	43x66x27.25	44.8 CU FT
L2	Roll Up	57x22	64x32x27.25	32.3 CU FT
L3	Roll Up	46x56	53x66x27.25	55.2 CU FT
Right Side Compartmentation				
Compt	Doors	Opening Dimensions	Inside Dimensions	Volume
R1	Roll Up	36x56	43x66x27.25	44.8 CU FT
R2	Roll Up	57x22	64x32x27.25	32.3 CU FT
R3	Roll Up	46x56	53x66x27.25	55.2 CU FT
Rear Compartmentation				
Compt	Doors	Opening Dimensions	Inside Dimensions	Volume
A1	Roll Up	35x18	42x28x29	19.7 CU FT
Total Volume				284.2 CU Ft

Hale Qmax 2000 single stage
 Water Tank Capacity 1000 gal
 Foam Tank Capacity 30 gal



DIMENSIONS SHOWN ON THIS DRAWING ARE APPROXIMATE AND ARE SUBJECT TO MINOR DEVIATIONS DURING CONSTRUCTION.	CUSTOMER APPROVAL			DRAWN BY: J. GORDON	DATE: 12/07/2021	MFG. FACILITY: SUTPHEN EAST LAKE ARIEL, PA	SUTPHEN EAST 55 INNOVATION DRIVE LAKE ARIEL, PA 1-844-776-2889
	NAME:	REV.	DESCRIPTION				
IN THE EVENT OF A DISCREPANCY BETWEEN THE SUTPHEN SPECIFICATIONS AND DRAWING, THE SUTPHEN SPECIFICATIONS SHALL PREVAIL.	TITLE:	THIS PRINT IS PROVIDED ON A RESTRICTED BASIS AND IS NOT TO BE USED IN ANY WAY DETRIMENTAL TO THE INTEREST OF SUTPHEN CORPORATION.			CUSTOM PROGRAM 2 ALUMINUM PUMPER		
DRAWING IS FOR REFERENCE ONLY. SOME ITEMS PROPOSED MAY NOT BE SHOWN OR NOTED.	DATE:				DWG. NO.: HS 7346		